










MONKSTOWN BAY SAILING CLUB

<u>CLASS FLAG/S</u>	<u>TIME</u>	<u>SOUND</u>	<u>POSITION</u>
	5 MINUTES	ONE	UP ▲
	4 MINUTES	ONE	UP ▲
	1 MINUTE	ONE	DOWN ▼
	START	ONE	DOWN ▼
	INDIVIDUAL RECALL	ONE	
	GENERAL RECALL	TWO	
	SHORTENED COURSE	TWO	



INDIVIDUAL RECALL

Make 1 sound signal and raise INDIVIDUAL RECALL flag to half-mast. When Individual has started correctly lower INDIVIDUAL RECALL flag

GENERAL RECALL

1. Make 2 sound signals and raise GENERAL RECALL flag.
2. Lower ALL other flags completely.
To end general recall, make 1 sound signal and lower GENERAL RECALL flag.

RECOMMENCE THE STARTING SEQUENCE AFTER ONE MINUTE.

SHORTENED COURSE

Raise the SHORTENED COURSE flag and raise the CLASS/S flag/s and make 2 sound signals for the leading boat in each class whose course is shortened. Do this as they round the last mark.

FINISHING

Weather permitting, always finish a race at the top of a windward leg.
Position the Committee Boat on the correct side of the finish mark, there is NO hooked finish.
Raise the FINISH flag.

ABANDONMENT

Make 3 sound signals and hoist the ABANDON flag.

POSTPONEMENT

Make 2 sound signals and hoist POSTPONEMENT FLAG

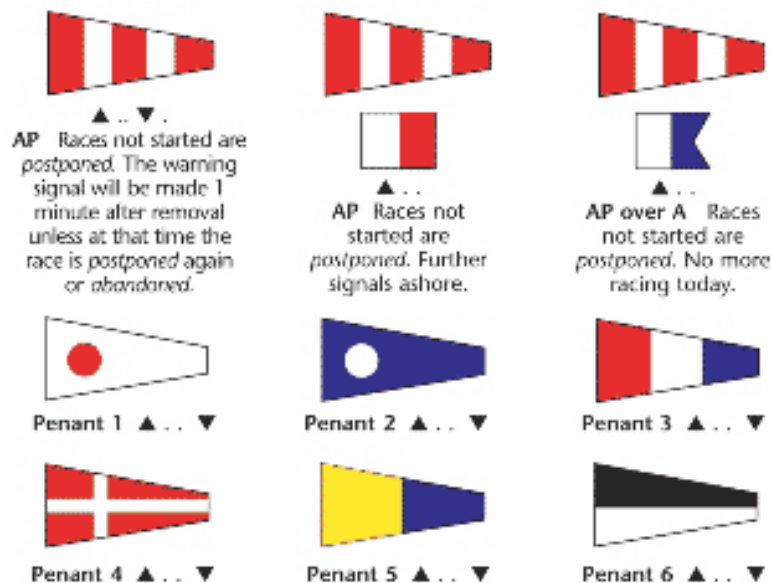
To end postponement: Make 1 sound signal and lower POSTPONEMENT FLAG.

Then restart the starting sequence after one minute.

Race Signals


The meanings of visual and sound signals are stated below. An Arrow pointing up or down (▲▼) means that a visual signal is displayed or removed. A dot (.) means a sound; dots with dashes (.-.-.-) mean repetitive sounds. When a visual signal is displayed over a class flag, the signal applies only to that class.

POSTPONEMENT SIGNALS



A-P over a numeral pennant 1-6.
 Postponement of 1-6 hours from the scheduled starting time.

ABANDONMENT SIGNALS




RECALL SIGNALS



SIGNALS BEFORE THE START



COURSE CHANGE



OTHER SIGNALS

